



# PROTOTYPICAL

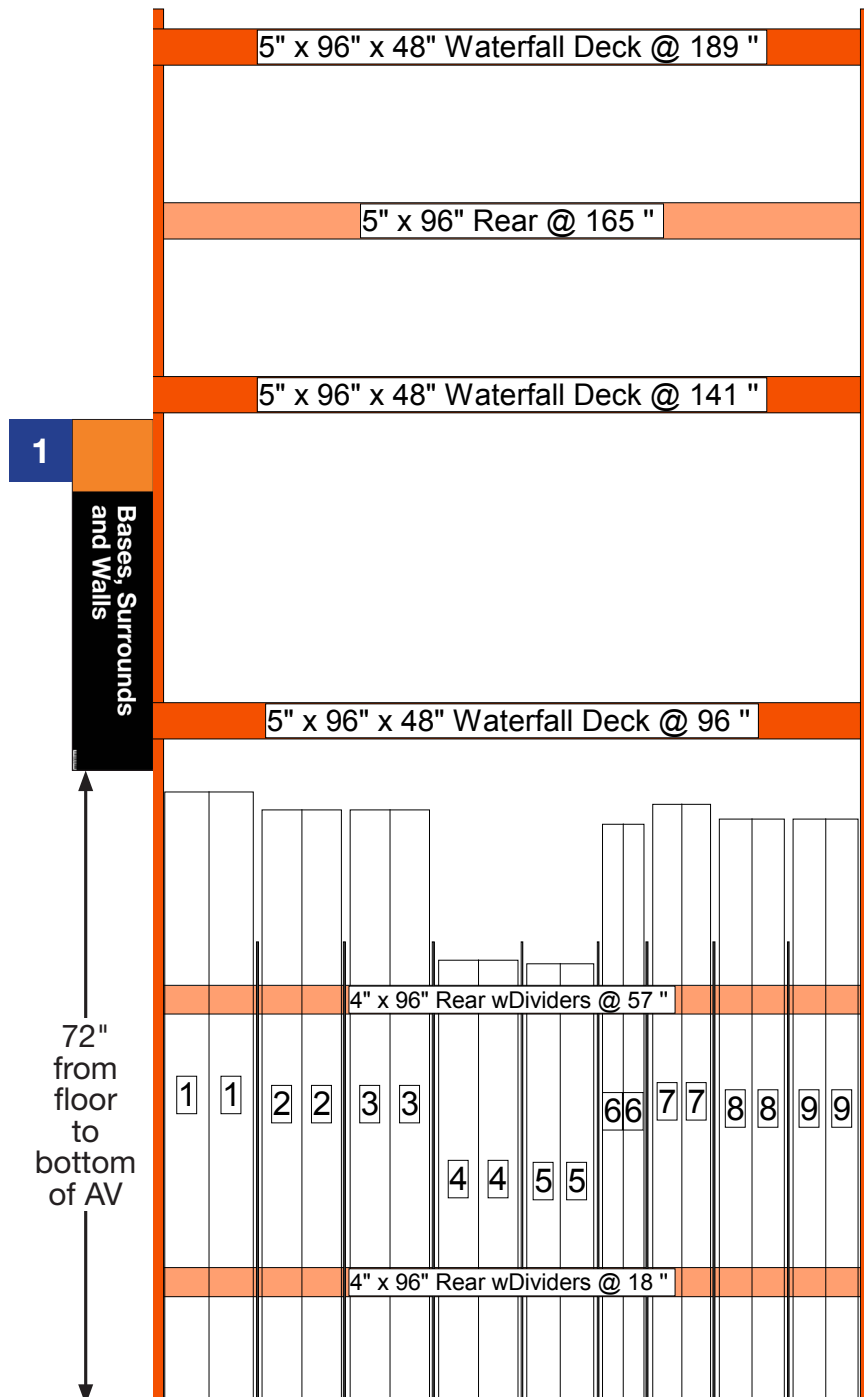
## Sign Planogram: Tub & Shower Bay Name: Tub & Shower 4.1

EFFECTIVE:

Jul 6, 2016

PAGE:

1 of 10



### Instructions:

- [Aisle Violators] Install Aisle Violator using AV clips so bottom edge is 72" above the floor



# PROTOTYPICAL

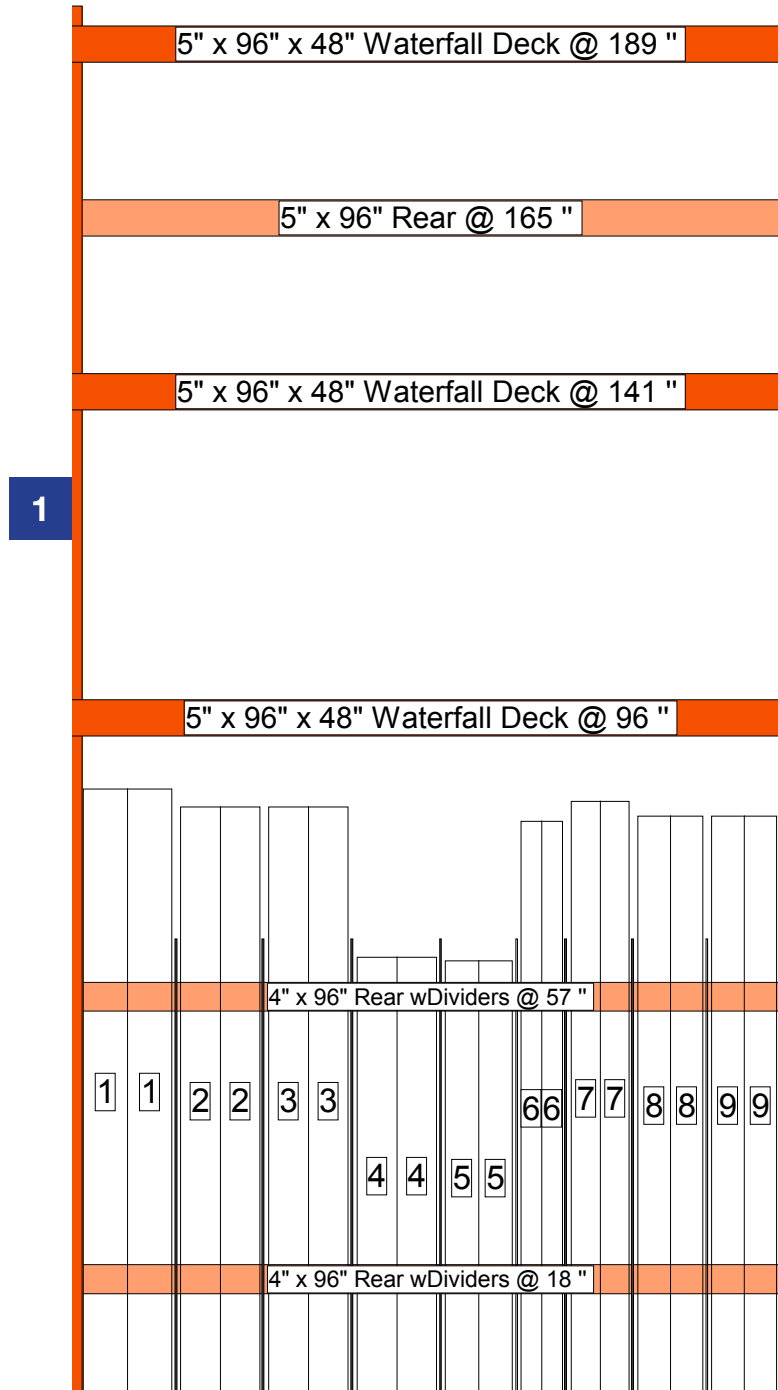
## Sign Planogram: Tub & Shower Bay Name: Tub & Shower 4.1

EFFECTIVE:

Jul 6, 2016

PAGE:

2 of 10



### In Bay Signage Requirements

| Item # | Part #       | Description                               | Quantity | HD Article # | Hardware Requirements | How to Order |
|--------|--------------|---|----------|--------------|-----------------------|--------------|
| 1      | D29B006C-AV2 | Base Surrounds and Walls - Aisle Violator | -        | -            | AV Clips              | ePOP         |
| -      | GA001C       | AV Clips                                  | 2        | -            | -                     | ePOP         |

Merchandising POG shown is for POP reference only and is not to be used to set product. Refer to your store specific Merchandise POG for product placement.



# PROTOTYPICAL

## Sign Planogram: Tub & Shower Bay Name: Tub & Shower 4.2

EFFECTIVE:

Jul 6, 2016

PAGE:

3 of 10

**2** Alabama Surround



- 48"-61"L x 32"W x 59"H
- Four shelves
- 5-piece polystyrene wall with smooth finish
- Easy to cut back wall to adjust to smaller tub width

**1 in**

**MAAX**  
Easy fit enclosure

**3** Panama Surround



- 48"-61"L x 34"W x 59"H
- Four shelves and two towel bars
- 5-piece polystyrene wall with smooth finish

**1 in**

**MAAX**  
Easy fit enclosure

**4** Alaska Surround



- 48"-61"L x 34"W x 80"H
- Six shelves and two towel bars
- 5-piece polystyrene wall with smooth finish
- 80"H can accommodate a shower or full height tub walls

**1 in**

**MAAX**  
Easy fit enclosure

**5** Alaska Surround



- 48"-61"L x 34"W x 80"H
- Six shelves and two towel bars
- 5-piece high gloss acrylic wall, 1/8" thick
- 80"H can accommodate a shower or full height tub walls

**1 in**

**MAAX**  
Easy fit enclosure

**6** Margarita Surround



- 48"-61"L x 36"W x 73"H
- Six shelves and two towel bars
- 5-piece high gloss acrylic wall, 1/8" thick
- 73"H can accommodate a shower or full height tub walls

**1 in**

**MAAX**  
Easy fit enclosure

**7** Customize Your Luxury Shower



Refresh your bathroom with a luxury shower update

Select an optional shower base

Select a shower door

Add accessories

**1 in**

**MAAX**  
Easy fit enclosure

**8** Create Your Luxury Shower



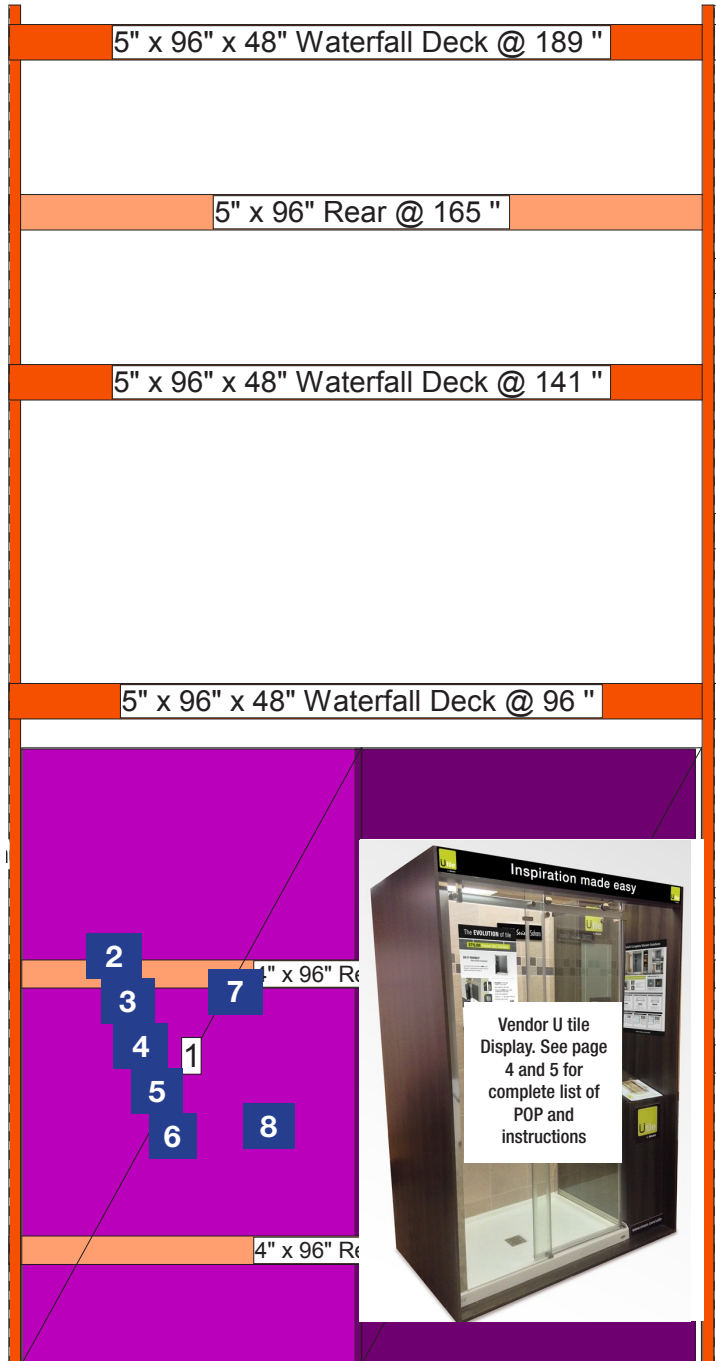
Select a shower base

Select a shower door

Add accessories

**1 in**

**MAAX**  
Easy fit enclosure



### Instructions:

- [Product Labels] Attach items 2-6 to their corresponding display, all at the same height, as much as possible, based on the shape of the displays
- Ensure item 8 is placed on the outside of the shower door, following the guidelines of the shower product cards. The secondary piece, item 7, should be placed inside the shower, slightly higher than item 8
- See page 4 and 5 for POP placement/instructions of the U-Tile shower display



# PROTOTYPICAL

## Sign Planogram: Tub & Shower Bay Name: Tub & Shower 4.2

EFFECTIVE:

Jul 6, 2016

PAGE:

4 of 10



SAME DISPLAY/  
MIRRORED IMAGE

### 9 Utile Shower Wall Panels

- 10 Utile by MAAX
- 11 U1 Back Wall
- 12 U3 Side Wall
- 13 B1 Base

- 14 D1 Door
- 15 D3 Return Panel

- 16 STONE Series - Sahara
- 17 METRO Series - Ash Grey

- 18 ORIGIN Series - Greige

- 19 METRO Series - Soft Grey
- 20 METRO Series - Thunder Grey



21 **NEW** Quick to install & Easy to Clean  
Utile Shower Wall Panels

No Grout  
No Mortar  
No Mess!

Done in 1 day,  
worry-free for years!

Find more at [homedepot.ca](http://homedepot.ca)

22 PRICE OF SHOWER ON DISPLAY 48" L x 32" W



25 Let your designer side emerge  
Inspiration booklet



26 Build Your Utile Shower Solution

Your Shopping List

- 2 Wall Shower System
- 2 Wall Shower Glass
- 2 Wall Shower

INCLUDED = 1 corner glass shelf with each shower and tub shower

B Brochures - see page 5 & 6 for instructions

PRICE LABEL AREA / ZONE DES ÉTIQUETTES DE PRIX  
Please remove this band and place price labels here  
S.V.P. retirez cette bande et placez les étiquettes de prix ici

**Sign Planogram: Tub & Shower  
Bay Name: Tub & Shower 4.2****Instructions:****Header and Logo**

- [U-Tile Square Label] Ideally aligned with the Build your U tile POP in terms of height and centered
- [U-Tile Header] To be placed on the horizontal melamine band that goes across the top of the display

**U/D/B Codes**

- [U1 Code] Located on the top right corner of the back wall 4" from the top and 4" from the side.
- [U3 Code] Located on the top right corner of the side wall 4" from the top and 4" from the side.
- [D1 Code] Located on the top left corner of the door fixed panel 5" from the top and 2" from the frame
- [D3 Code] Located at the top right corner (inside the shower) of the side glass panel (return panel) 5" from the top and 2" from the front
- [B1 Code] Located at the back right corner of the shower base 5" from the back and 5" from the side

**Name Plates**

- [Stone Series] Placed flush on top of mosaic and 9.5" from the left side
- [Ash Grey Series] Placed right under the sample of the pattern that is on the wall
- [Soft Grey Series] Placed on the sample drawer
- [Thunder Grey Series] Placed on the sample drawer
- [Origin Series] Placed on the sample drawer

**POPs and Sticker for Back Wall**

- [Quick & Easy] Placed flush under mosaic, aligned with the Stone Series sign and at 9.5" from the side
- [Price of Shower on Display] 1.25" under Quick & Easy POP, aligned with it and 9.5" from the side
- [Touch it Sticker] At an angle, the bottom left corner should be aligned with the bottom of the POP and approximately 8" from it. The top left corner of sticker should be about 5.5" from POP

**Quick Direct-to-Stud Sticker**

- [Direct-to-stud sticker] Located at the bottom left corner of the back wall

**Build your U-Tile POP and Flip Chart**

- [Build your U tile Solution] Place on the side melamine wall about 0.75" below the header and 0.75" from the front
- [Red Price Label Area Sticker] This is temporarily placed on the POP to indicate where to place the price tags. Remove and then place your price labels.
- [Flip Chart Inspiration Booklet] Hangs through 3 rings on the melamine inclined surface on the right above the drawers

**Warranty Sticker**

- [Warranty Sticker] Place on on the bottom right corner of the U tile sample on the melamine wall

**Brochures**

- [Brochures] Brochures are to be ordered by the MET team.

Follow the process on the MET SharePoint site called MET Brochure Ordering

English brochure – product # 10053488

French brochure – product # 10053489



# PROTOTYPICAL

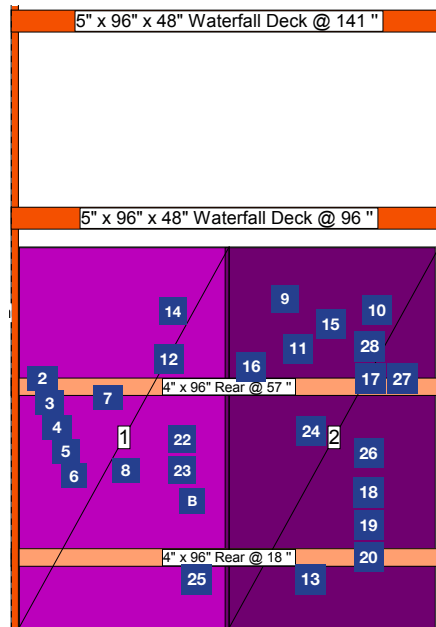
## Sign Planogram: Tub & Shower Bay Name: Tub & Shower 4.2

EFFECTIVE:

Jul 6, 2016

PAGE:

6 of 10



### In Bay Signage Requirements

| Item # | Part #                           | Description                                   | Quantity | HD Article #                             | Hardware Requirements | How to Order |
|--------|----------------------------------|---|----------|--|-----------------------|--------------|
| 2      | D29B006C-36                      | Surround Product Card - Alabama               | 1        | 1000115106                               | Double Sided Tape     | ePOP         |
| 3      | D29B006C-37                      | Surround Product Card - Panama                | 1        | 1000115121                               | Double Sided Tape     | ePOP         |
| 4      | D29B006C-38                      | Surround Product Card - Alaska                | 1        | 1000115129                               | Double Sided Tape     | ePOP         |
| 5      | D29B006C-39                      | Surround Product Card - Alaska                | 1        | 1000666762                               | Double Sided Tape     | ePOP         |
| 6      | D29B006C-40                      | Surround Product Card - Margarita             | 1        | 1000667451                               | Double Sided Tape     | ePOP         |
| 7      | D29B006C-35                      | Shower Product Card - Specialty Custom Shower | 1        | 1000666764/<br>1000686505/<br>1000751770 | Double Sided Tape     | ePOP         |
| 8      | D29B006C-19                      | Shower Product Card - Luxury Shower           | 1        |  | Double Sided Tape     | ePOP         |
| 9      | D29B104V-01                      | U Tile Shower Wall Panel - Header Label       | 1        | -  | -                     | ePOP         |
| 10     | D29B104V-02                      | Utile - Square Label                          | 1        | -  | -                     | ePOP         |
| 11     | D29B104V-11                      | U1 - Label                                    | 1        | -  | -                     | ePOP         |
| 12     | D29B104V-12                      | U3 - Label                                    | 1        | -  | -                     | ePOP         |
| 13     | D29B104V-13                      | B1 - Label                                    | 1        | -  | -                     | ePOP         |
| 14     | D29B104V-14                      | D1 - Label                                    | 1        | -  | -                     | ePOP         |
| 15     | D29B104V-15                      | D3 - Label                                    | 1        | -  | -                     | ePOP         |
| 16     | D29B104V-03                      | STONE Series - Sahara - Label                 | 1        | -  | -                     | ePOP         |
| 17     | D29B104V-04                      | Metro Series - Ash Grey - Label               | 1        | -  | -                     | ePOP         |
| 18     | D29B104V-07                      | Origin Series - Greige - Label                | 1        | -  | -                     | ePOP         |
| 19     | D29B104V-05                      | Metro Series - Soft Grey - Label              | 1        | -  | -                     | ePOP         |
| 20     | D29B104V-06                      | Metro Series - Thunder Grey - Label           | 1        | -  | -                     | ePOP         |
| 21     | D29B104V-16                      | Quick and & Easy - Label                      | 1        | -  | -                     | ePOP         |
| 22     | D29B104V-17                      | Price of Shower on Display - Label            | 1        | -  | -                     | ePOP         |
| 23     | D29B104V-18                      | TOUCH IT - Label                              | 1        | -  | -                     | ePOP         |
| 24     | D29B104V-19                      | Quick Direct-to-Stud - Label                  | 1        | -  | -                     | ePOP         |
| 25     | D29B104V-10                      | Inspiration - Booklet                         | 1        | -  | -                     | ePOP         |
| 26     | D29B104V-09                      | Build your U Tile Shower Solution - Label     | 1        | -  | -                     | ePOP         |
| 27     | D29B104V-20                      | 10 Year Warranty - Sticker                    | 1        | -  | -                     | ePOP         |
| B      | 10053488 (ENG)<br>10053489 (FRE) | English and French Brochures                  | -        | -  | -                     | Sharepoint   |
| *      | N/A                              | Red Price Label Area Sticker                  | 1        | -  | -                     | -            |



# PROTOTYPICAL

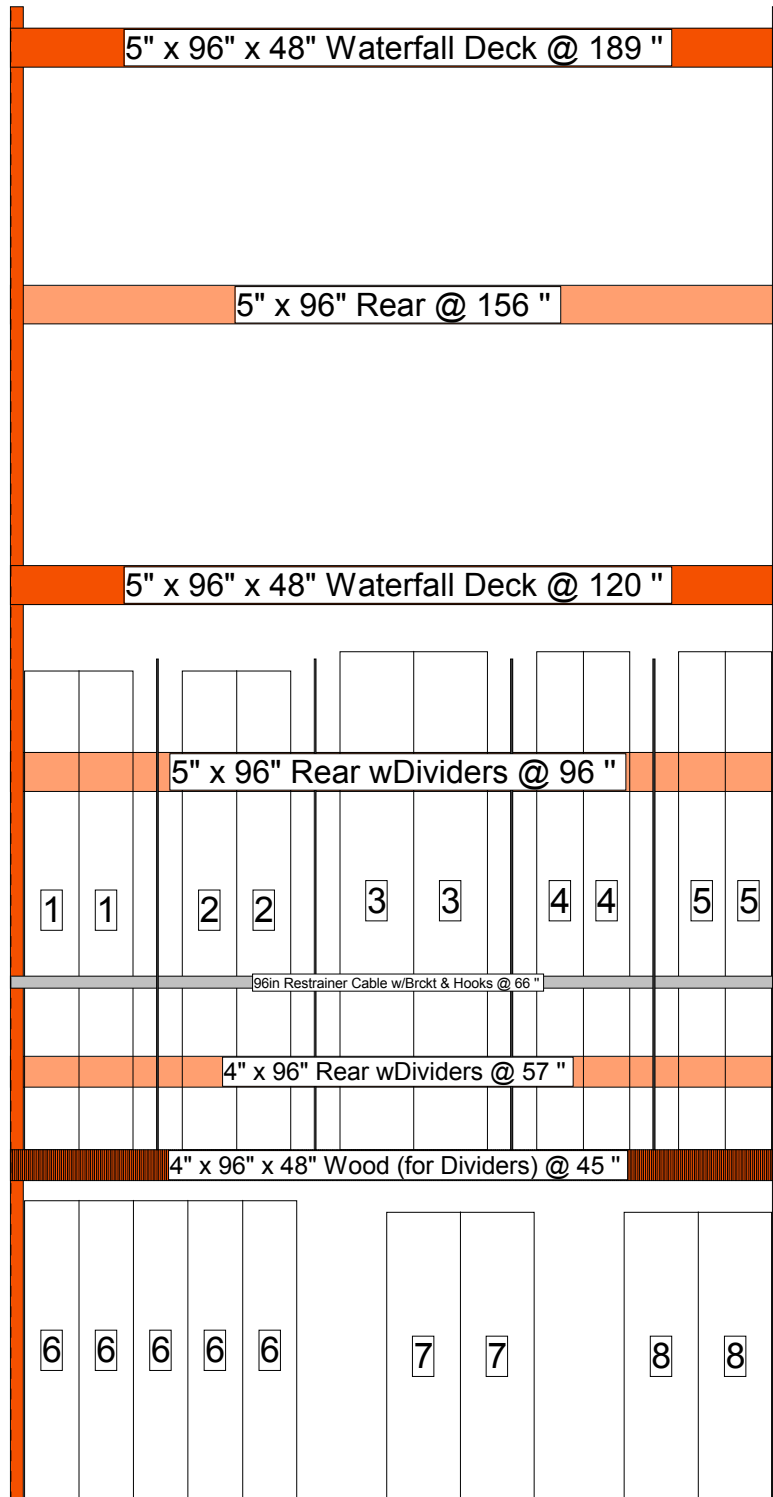
## Sign Planogram: Tub & Shower Bay Name: Tub & Shower 4.3

EFFECTIVE:

Jul 6, 2016

PAGE:

7 of 10



### Instructions:

- No POP required



**PROTOTYPICAL**

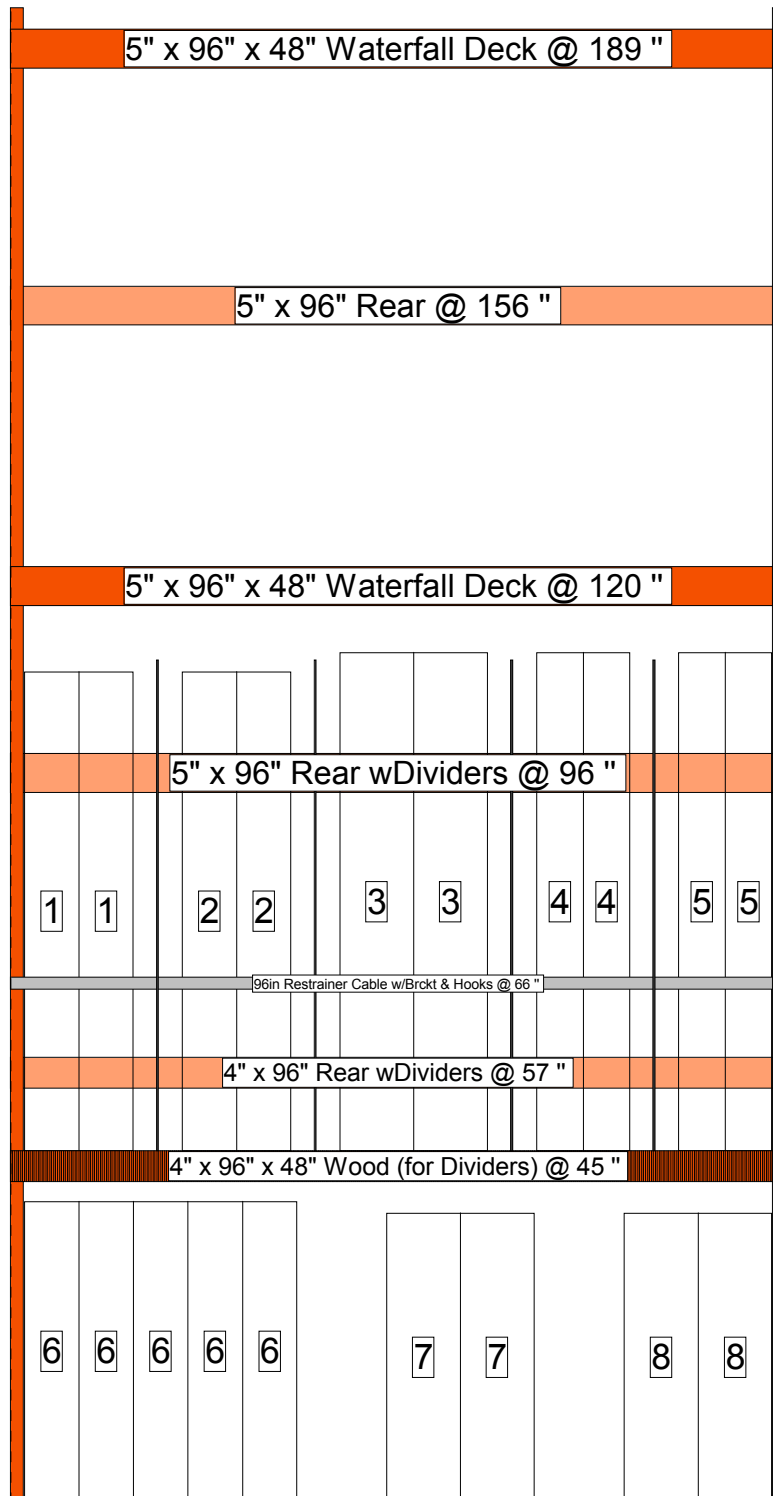
**Sign Planogram: Tub & Shower  
Bay Name: Tub & Shower 4.3**

**EFFECTIVE:**

Jul 6, 2016

**PAGE:**

8 of 10



**In Bay Signage Requirements**

| Item # | Part # | Description     | Quantity | HD Article # | Hardware Requirements | How to Order |
|--------|--------|-----------------|----------|--------------|-----------------------|--------------|
| -      | -      | No POP Required | -        | -            | -                     | -            |

Merchandising POG shown is for POP reference only and is not to be used to set product. Refer to your store specific Merchandise POG for product placement.





# PROTOTYPICAL

## Sign Planogram: Tub & Shower Bay Name: Tub & Shower 4.4


EFFECTIVE:

Jul 6, 2016

PAGE:

9 of 10

**17** Cascade Acrylic Tubshower



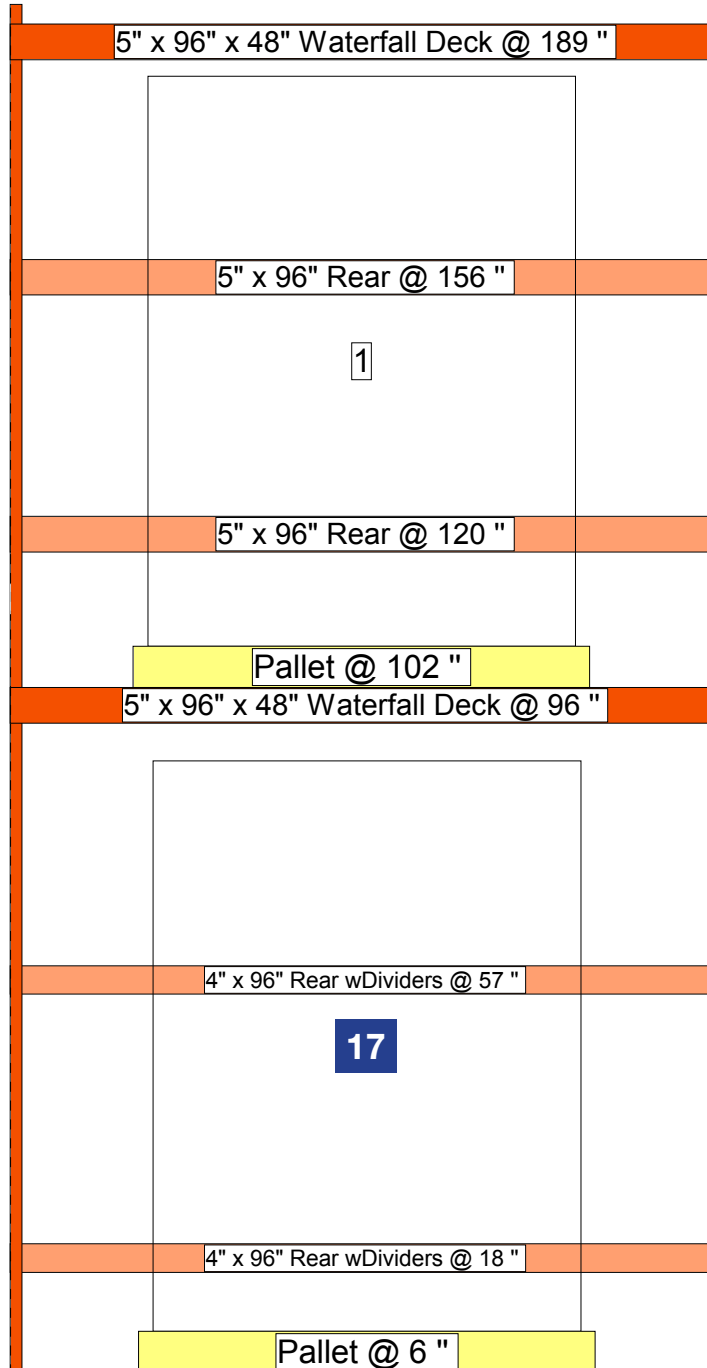
- Scratch, stain & fade resistant
- Built in acrylic towel bar
- Above floor rough-in
- Sloped lumbar support
- 2 piece no-leak construction
- No visible caulking

Water Proof | Drain Availability | 10 yrs | 5 yrs

FIND MORE

mirolin

POP to be provided on a later date.



### Instructions:

- [Mirolin POP] Item #17 will be provided on a later date



# PROTOTYPICAL

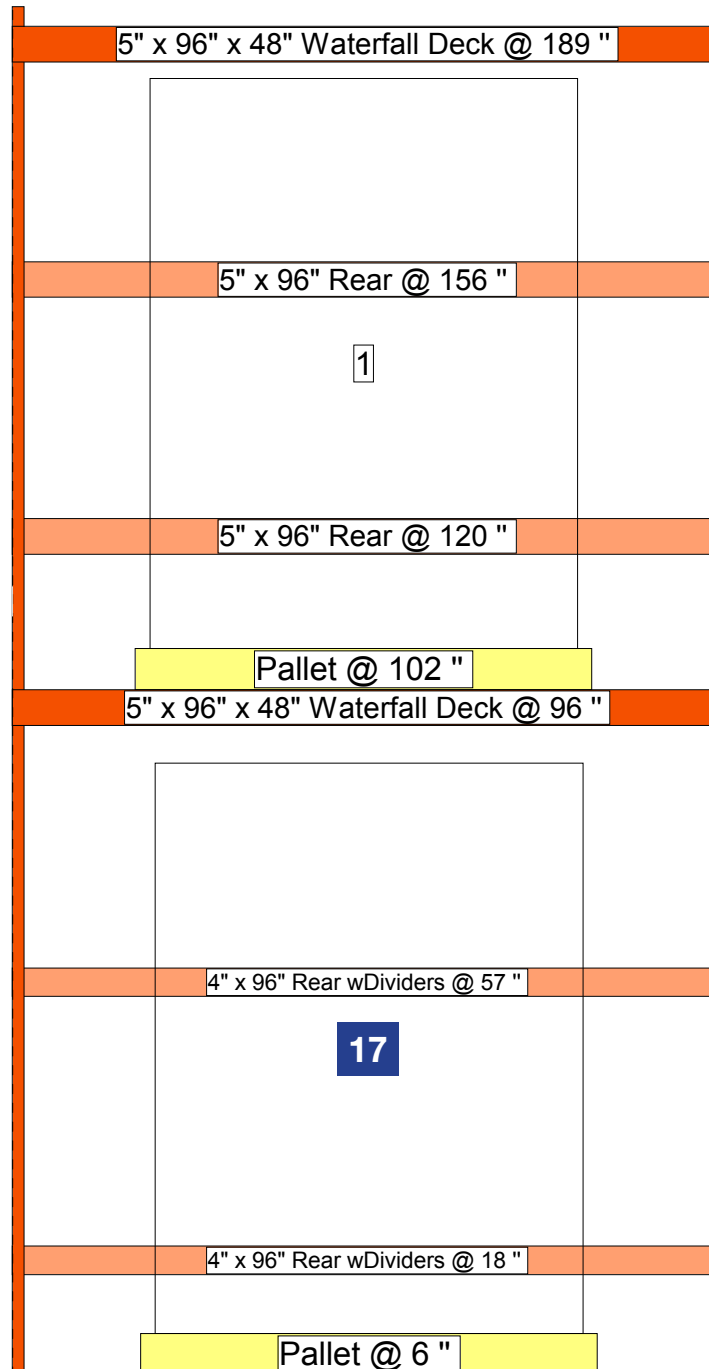
## Sign Planogram: Tub & Shower Bay Name: Tub & Shower 4.4

EFFECTIVE:

Jul 6, 2016

PAGE:

10 of 10



### In Bay Signage Requirements

| Item # | Part #      | Description                              | Quantity | HD Article #              | Hardware Requirements | How to Order |
|--------|-------------|--|----------|---------------------------|-----------------------|--------------|
| 17     | D29B151C-01 | Cascade Acrylic Tubshower - Product Card | 1        | 1001002732/<br>1001002733 | Double Sided Tape     | ePOP         |

Merchandising POG shown is for POP reference only and is not to be used to set product. Refer to your store specific Merchandise POG for product placement.